


water & sanitation

 Department:
Water and Sanitation
REPUBLIC OF SOUTH AFRICA

[HOME](#) [NEWS](#) [DOCUMENTS](#) [CONTACTS](#) [MY WATER](#) [BLUE DROP STATUS](#) [COMPLIANCE](#) [REPORTS](#)

Compliance Summaries

Filter

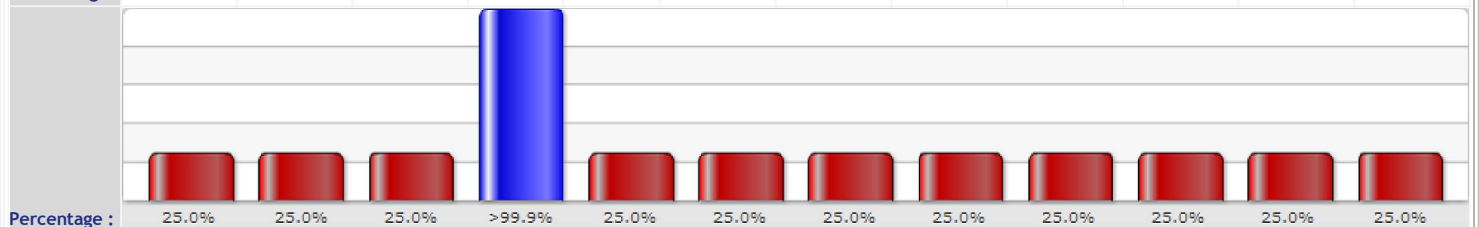
 Region : Western Cape
 Institution : Beaufort West Local Municipality
 Supply System : Institution Overview
 Type : Chemical
 Standard : 2014 Blue Drop Determinand List (Limits)
 Date : June 2015 LOAD

Chemical 2014 Blue Drop Determinand List (Limits) Compliance

Month	Jul 14	Aug 14	Sept 14	Oct 14	Nov 14	Dec 14	Jan 15	Feb 15	Mar 15	Apr 15	May 15	Jun 15
-------	--------	--------	---------	--------	--------	--------	--------	--------	--------	--------	--------	--------

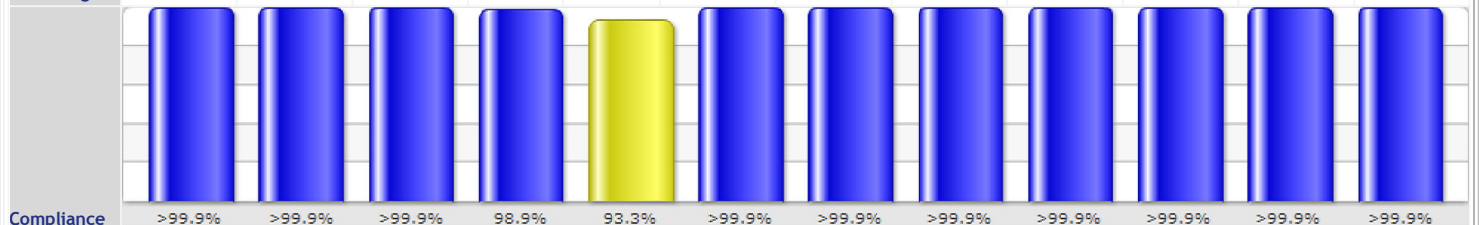
Supply System Submissions

Registered :	4	4	4	4	4	4	4	4	4	4	4	4
Submitting :	1	1	1	4	1	1	1	1	1	1	1	1



Analysis

Total :	15	15	15	95	15	15	15	15	15	15	15	15
Failures :	0	0	0	1	1	0	0	0	0	0	0	0
Recurring :	0	0	0	0	0	0	0	0	0	0	0	0



Samples

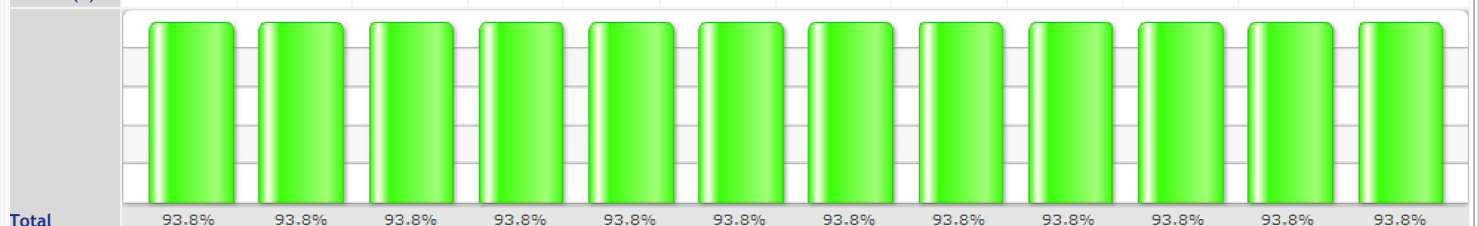
Total :	1	1	1	6	1	1	1	1	1	1	1	1
Failures :	0	0	0	1	1	0	0	0	0	0	0	0
Compliance	>99.9%	>99.9%	>99.9%	83.3%	0.0%	>99.9%	>99.9%	>99.9%	>99.9%	>99.9%	>99.9%	>99.9%

Sites

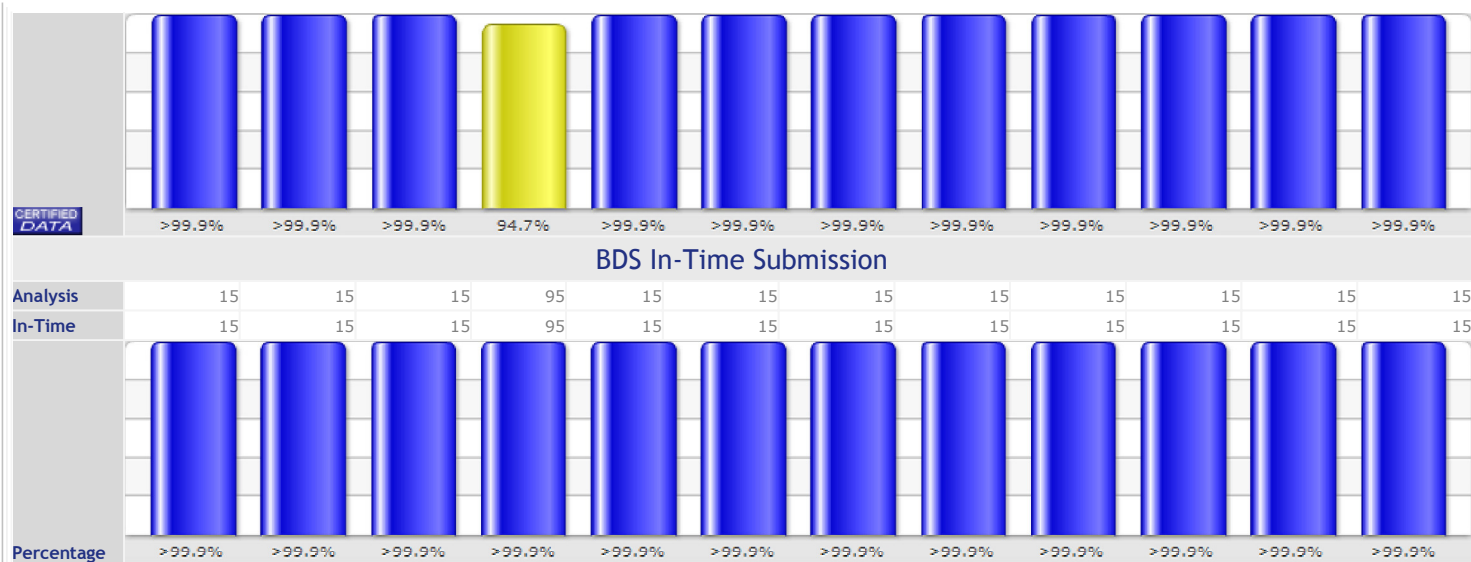
Total :	1	1	1	6	1	1	1	1	1	1	1	1
Failures :	0	0	0	1	1	0	0	0	0	0	0	0
Compliance	>99.9%	>99.9%	>99.9%	83.3%	0.0%	>99.9%	>99.9%	>99.9%	>99.9%	>99.9%	>99.9%	>99.9%

Monitoring Compliance

Monthly (F)	93.8%	93.8%	93.8%	93.8%	93.8%	93.8%	93.8%	93.8%	93.8%	93.8%	93.8%	93.8%
Annual (F)	NR	NR	NR	NR	NR	NR	NR	NR	NR	NR	NR	NR



Data Credibility



<<< June 2015 >>>

Chemical 2014 Blue Drop Determinand List (Limits) Compliance - Supply System Summaries

System	Water Quality										Monitoring Compliance			<div>CERTIFIED DATA</div>
	Analysis			Samples			Sites				Monthly	Annual	Total	
	Total	Failures	%	Total	Failures	%	Total	Failures	%	Coverage				
Beaufort West	15	0	>99.9%	1	0	>99.9%	1	0	>99.9%	25.0%	93.8%	0.0%	93.8%	>99.9%
Merweville	0	0	0.0%	0	0	0.0%	0	0	0.0%	0.0%	0.0%	0.0%	0.0%	0.0%
Murraysburg BWM	0	0		0	0	0.0%	0	0	0.0%	0.0%	0.0%	0.0%		
Nelspoort	0	0	0.0%	0	0	0.0%	0	0	0.0%	0.0%	0.0%	0.0%	0.0%	0.0%
Beaufort West Local Municipality	15	0	>99.9%	1	0	>99.9%	1	0	>99.9%	14.3%	93.8%	0.0%	93.8%	>99.9%

Site Hits : 7,783,413

Online :11

Page Hits : 145,182



Programme Support & Queries



Chat Online



Programme Administrator

012 336 6511

Call Centre Toll Free Line

0800 200 200

This site is best viewed with Internet Explorer 7.0 (or newer) at 1024x768 screen resolution. [Click here](#) to download Internet Explorer 7If you experience any challenges regarding this site, please contact the [Webmaster](#).